

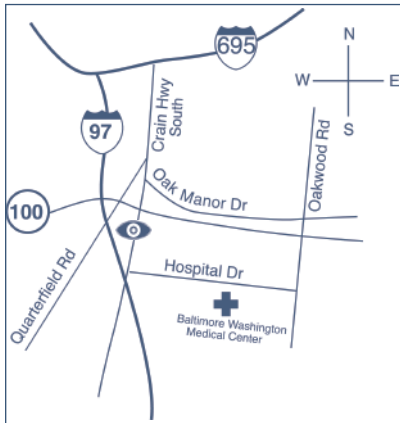


2925 Lord Baltimore Drive, Suite 300, Baltimore, MD 21244

Traveling N on 695. Take exit 17 Security Blvd, toward Rolling Rd. At the 3rd light, make a right onto Lord Baltimore Dr. Go approx. 2 miles; you will pass 2 traffic lights. Just before the 3rd light (Windsor Mill Rd), make a right into the parking lot of St. Luke's Professional Center.

Traveling S on 695. Take exit 18 Randallstown/Liberty Rd. Stay in the second lane from the right and continue straight across Liberty Rd to Lord Baltimore Dr. At the 1st light, make a left onto Windsor Mill Rd, then an immediate right into the parking lot of St. Luke's Professional Center.

Traveling from Columbia/Ellicott City. Take Rt 70 E to Rt 695 N. Take exit 18B Randallstown/Liberty Rd. ****You must immediately get in the far left lane**** At the 1st light, make a left onto Lord Baltimore Dr. Go approx. 1 mile. Make a left at the light onto Windsor Mill Rd, then an immediate right into the parking lot of St. Luke's Professional Center.



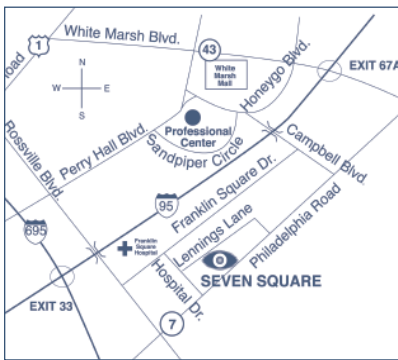
1600 Crain Hwy South, Suite 601, Glen Burnie, MD 21061

Traveling N. Take I-97 N toward Baltimore to exit 12 toward Glen Burnie/New Cut Rd. Merge onto Veterans Hwy. Turn Right onto Crain Hwy. S. Make a u-turn at the traffic light at Oak Manor Dr and Crain Hwy S. Crain Towers Office Building is on the right.

W on Rt 100. Take MD-100 W to the Oakwood Rd exit. Stay straight to go onto Oak Manor Rd. Turn right to stay on Oak Manor Rd. Turn left onto Oak Manor Dr. Make a left at the traffic light onto Crain Hwy S. Crain Towers Office Building is on the right.

E on Rt 100. Take MD-100 E toward Glen Burnie. Merge onto I-97 S, exit 13A toward Annapolis/Bay Bridge. Take Quarterfield Rd, exit 13 toward Glen Burnie. Turn right onto Quarterfield Rd. Turn right onto Thelma Ave. Turn right onto Crain Hwy S. Crain Towers Office Building is on the right.

Traveling S on I-695. Take I-695 S toward Glen Burnie. Merge onto I-97 S, exit 4 on the left toward Annapolis/Bay Bridge. Take Quarterfield Rd, exit 13 toward Glen Burnie. Turn right on Quarterfield Rd. Turn right onto Thelma Ave. Turn right onto Crain Hwy S. Crain Towers Office Building is on the right.



9106 Philadelphia Road, Suite 314, Baltimore, MD 21237

Traveling on I-695. Take exit 34 toward Rosedale. Turn left on Philadelphia Rd, Rt 7. Go approx. 1.3 miles. Immediately past Hospital Dr, turn left into the Seven Square Office Park. 9106 is the building on the left.

Traveling N on I-95. Exit I-695 E toward Essex. From I-695, take exit 34 toward Rosedale. Turn left on Philadelphia Rd, Rt 7. Go approx. 1.3 miles. Immediately past Hospital Dr, turn left into the Seven Square Office Park. 9106 is the building on the left.

Traveling S on I-95. Exit I-695 E toward Essex. From I-695, take exit 34 toward Rosedale. Turn left on Philadelphia Rd, Rt 7. Go approx. 1.3 miles. Immediately past Hospital Dr, turn left into the Seven Square Office Park. 9106 is the building on the left.

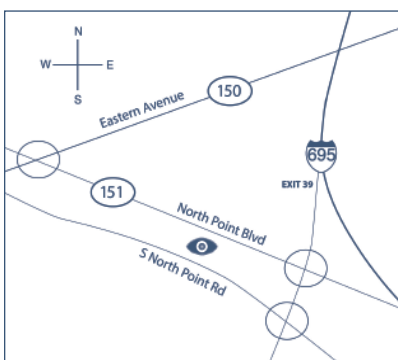


716 Maiden Choice Lane, Catonsville, MD 21228

Traveling S on 695. Take MD-144/Frederick Rd exit, Exit 13, toward Catonsville. Turn left onto MD-144/Frederick Rd. Turn right onto S Paradise Ave. Turn slight left onto Maiden Choice Ln. 716 Maiden Choice Lane is on the right, building is down the hill.

Traveling From 1-95 Glen Burnie. Exit 12C-B toward MD-372 E/Wilkens Ave/MD-372 W. Keep straight to take the ramp toward MD-372 E/Wilkens Ave/MD-372 W. Keep right to take the ramp toward MD-372 E/Wilkens Ave. Turn right onto Wilkens Ave/MD-372. Turn left onto Maiden Choice Ln. 716 Maiden Choice Lane will be on the left about a half of a mile, building is down the hill.

Traveling From Columbia / Ellicott City. Follow Rt 70 to 695 S toward Glen Burnie. Take the MD-144/Frederick Rd exit, Exit 13, toward Catonsville. Turn left onto MD-144/Frederick Rd. Turn right onto S Paradise Ave. Turn slight left onto Maiden Choice Ln. 716 Maiden Choice Lane is on the right, building is down the hill.



1005 North Point Blvd, Suite 704, Baltimore, MD 21224

Traveling E on 695. Take the Merritt Blvd Exit 39, toward Dundalk. Merge onto MD-151 N/North Point Blvd toward Baltimore. Make a U-turn onto North Point Blvd/MD-151. 1005 North Point Blvd is on the right. Suite 704 is on backside of buildings, parking around the corner.

Traveling 1-95 S. Follow 1-95 S to Baltimore Beltway toward Essex/Rosedale. Take the Merritt Blvd Exit 39, toward Dundalk. Merge onto MD-151 N/North Point Blvd toward Baltimore. Make a U-turn onto North Point Blvd/MD-151. 1005 North Point Blvd is on the right. Suite 704 is on backside of buildings, parking around the corner.